



IJC II Series

Induced Jet FAN



Features

- Compact design, especially suitable for car park with low head room.
- Large volume flow rate, long throw distance, low sound level.
- Easy maintenance.

Fan

- Galvanized sheet steel casing supplied with two mounting brackets.
- Centrifugal backward curved wheel in mild steel with polyester painting.
- Supplied with inlet guard.
- Tested in accordance with BS EN 12101-3:2002 F200, F300 & F400 & certified by TUV SUD PSB.

Operating Temperature

- General ventilation: -20°C to +55°C.
- Smoke exhaust system: 200°C, 250°C, 300°C or 400°C - 2 hrs

Motor

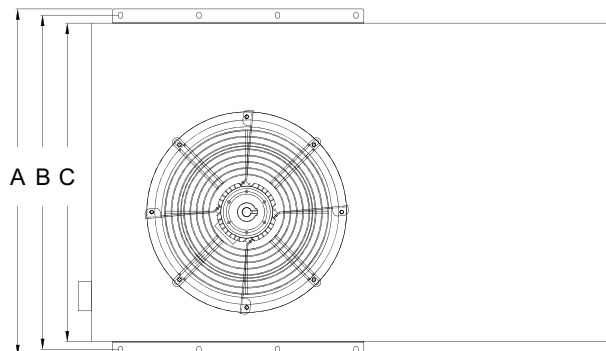
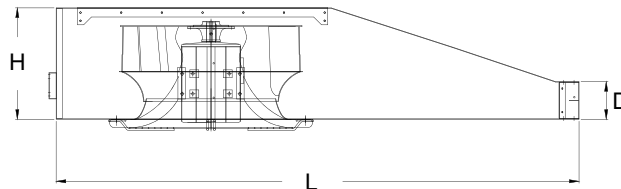
- General ventilation:
All motors are IP55, Class F insulation, Totally Enclosed Non-Ventilated (TENV).
- Smoke exhaust system:
All motors are IP55, Class H insulation, Totally Enclosed Non-Ventilated (TENV) High Temperature Rated Motor (200°C, 250°C, 300°C or 400°C - 2 hrs, TUV SUD PSB certified).

Upon Request

- 60 Hz motor is available upon request.



Kruger Ventilation Industries Pte Ltd certifies that the **IJC II Series - Model IJC II 50 and IJC II 100** shown herein is licensed to bear the AMCA Seal. The ratings shown are based on tests and procedures performed in accordance with AMCA publication 211 and AMCA publication 311 and comply with the requirement of the AMCA Certified Ratings Program.



Dimension						
Model	A	B	C	D	H	L
IJC II 50	898	858	808	120	310	1340
IJC II 75	1020	980	930	120	355	1600
IJC II 100	1100	1060	1010	120	355	1670

All dimension in mm

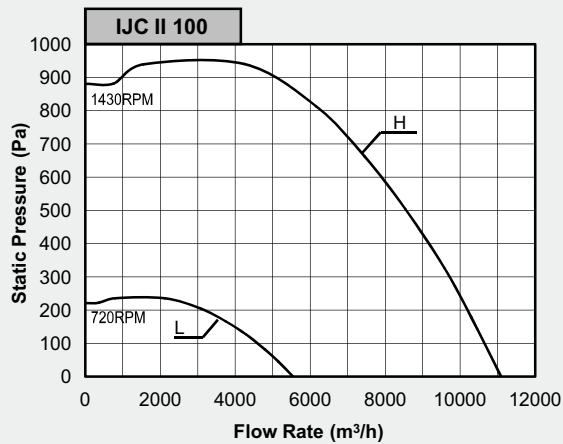
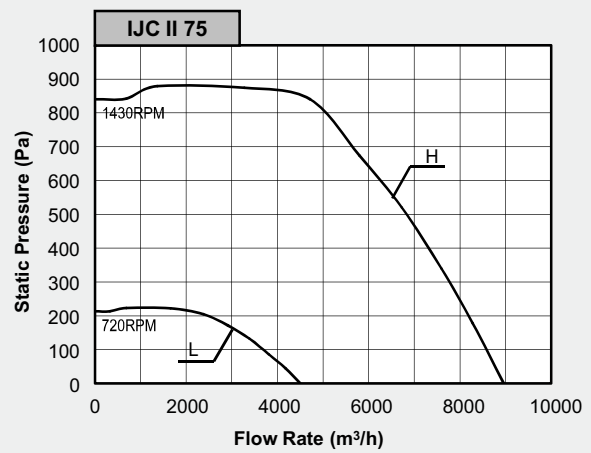
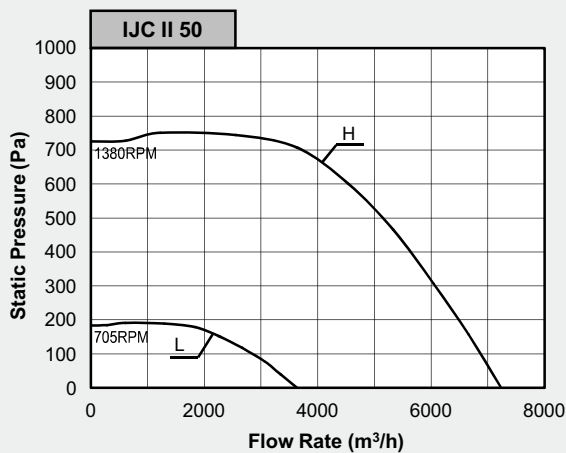
Technical Data

Model	Speed (rpm)	Thrust Force (N)	Airflow at free discharge (m ³ /h)	Current at free discharge (A)	Fan Input Power at free discharge (kW)	Installed Power (kW)	Voltage	Phase	Hz	Lw(A) at free discharge* (dB(A))	Outlet Velocity (m/s)	Fan Weight** (kg)
IJC II 50	1380/705	52/13	7250/3650	3.4/1.2	1.25/0.17	1.3/0.2	380	3	50	89/71	21.4/10.8	89
IJC II 75	1430/720	75/19	8980/4530	5.3/1.9	2.10/0.28	2.3/0.4	380	3	50	92/75	23.0/11.6	118
IJC II 100	1430/720	97/24	11100/5550	6.5/2.4	2.74/0.35	3.0/0.5	380	3	50	93/76	26.2/13.1	125

* Values shown are for inlet Lwi(A) sound power levels for installation type A: free inlet, free outlet. The A-weighted sound ratings shown have been calculated per AMCA International Standard 301. Model IJC II 75 is not licensed to bear the AMCA Certified Ratings Seal.

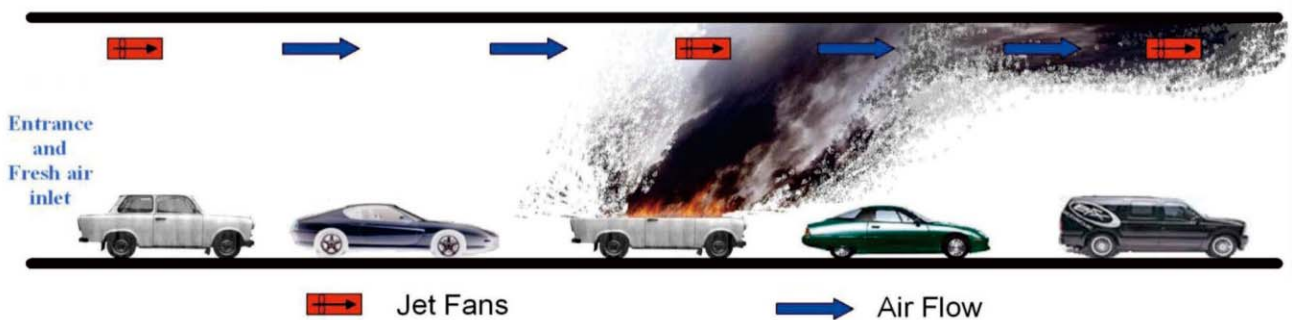
** Fan weight with kruger motor.

Performance Data

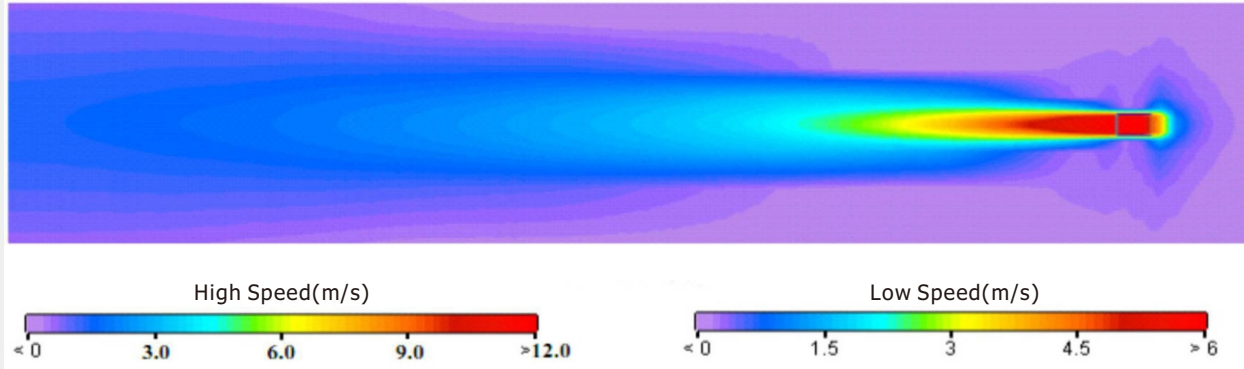


- Performance certified is for installation type A - free inlet, free outlet. Model IJC II 75 is not licensed to bear the AMCA Certified Ratings Seal.
- Performance ratings do not include the effects of appurtenances (accessories).

Application



Velocity Profile



		Distance (m)	3	6	9	12	15	18	21	24	27	30	33	36	39
Velocity (m/s)	IJC II 50	High Speed	13.00	8.50	5.80	3.85	2.80	2.33	1.86	1.63	1.45	1.37	1.30	1.23	1.15
		Low Speed	6.50	4.25	2.90	1.93	1.40	1.17	0.93	0.82	0.73	0.69	0.65	0.62	0.58
	IJC II 75	High Speed	16.50	10.20	6.45	3.95	3.23	2.69	2.30	2.02	1.61	1.45	1.33	1.26	1.17
		Low Speed	8.25	5.10	3.23	1.98	1.62	1.35	1.15	1.01	0.81	0.73	0.67	0.63	0.59
	IJC II 100	High Speed	18.92	11.43	7.23	4.43	3.62	3.02	2.71	2.26	1.82	1.62	1.46	1.33	1.21
		Low Speed	9.46	5.72	3.62	2.22	1.81	1.51	1.36	1.13	0.91	0.81	0.73	0.67	0.61
		Distance (m)	42	45	48	51	54	57	60	63	66	69	72	75	78
Velocity (m/s)	IJC II 50	High Speed	1.08	1.01	0.93	0.86	0.79	0.71	0.64	0.57	0.50	-	-	-	-
		Low Speed	0.54	0.51	0.47	0.43	0.40	0.36	0.32	0.29	0.25	-	-	-	-
	IJC II 75	High Speed	1.09	1.01	0.93	0.87	0.82	0.74	0.68	0.63	0.57	0.52	0.50	-	-
		Low Speed	0.55	0.51	0.47	0.44	0.41	0.37	0.34	0.32	0.29	0.26	0.25	-	-
	IJC II 100	High Speed	1.11	1.02	0.94	0.88	0.82	0.76	0.71	0.67	0.63	0.59	0.56	0.52	0.50
		Low Speed	0.56	0.51	0.47	0.44	0.41	0.38	0.36	0.34	0.32	0.30	0.28	0.26	0.25

Certification



Certified by TÜV SÜD which is a leading international service organization focusing on consulting, testing, certification and training.

IJC II Series was tested in accordance with EN 12101-3:2002 F200, F300, F400."



Class	Temperature (°C)	Minimum functioning period (minutes)
F200	200	120
F300	300	60
F400	400	120
F600	600	60
F842	842	30
Others	250	120
Others	300	120

The company is always improving and developing its products, therefore the company reserves the right of making changes to the illustrated products. Certified dimension can be provided upon request.